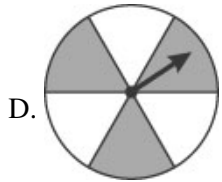
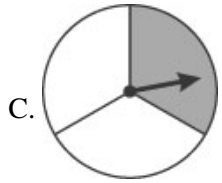
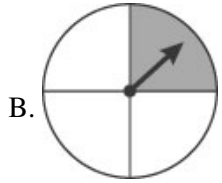
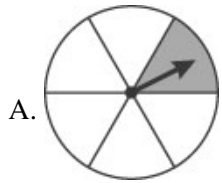


Name: _____

Date: _____

1. Which spinner is most likely to stop on a shaded region?



2.

Use the pictograph below to answer this question.

Number of Cans of Soda Sold at School Activities

School Dance	
Track Meet	
Baseball Game	
School Play	

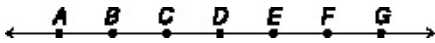
Key:  = 10 Cans of Soda

At which school activity were the MOST sodas sold?

- A. the baseball game
- B. the school play
- C. the school dance
- D. the track meet

3.

Use the figure below to answer this question.

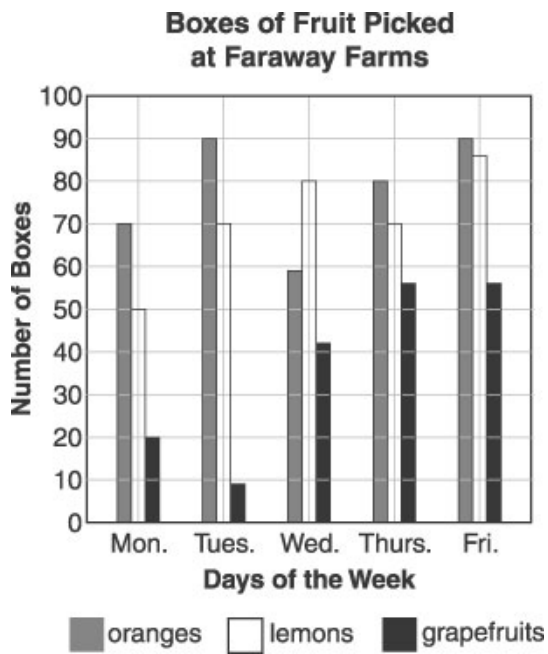


In the figure above, points labeled A through G are spaced evenly along a line. Which distance is the greatest?

- A. from A to D
- B. from F to C
- C. from E to G
- D. from E to A

4.

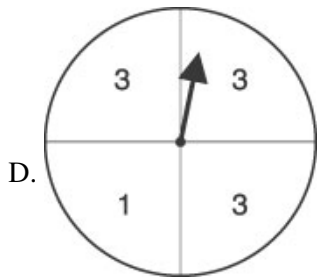
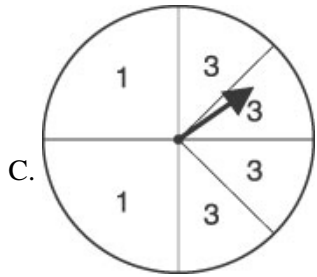
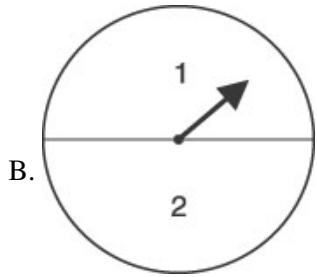
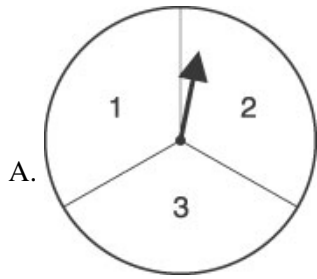
Use the graph below to answer this question.



How many boxes of oranges were picked on Thursday?

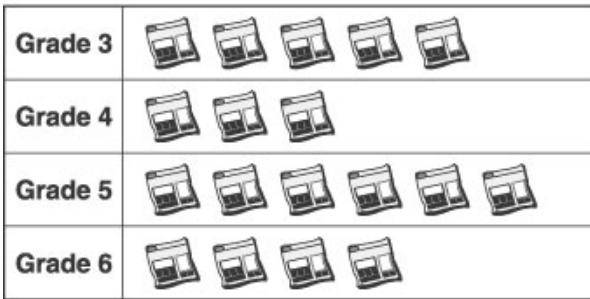
- A. 55
 - B. 70
 - C. 80
 - D. 90
-

5. There is a game where you win if 3 is spun. Which spinner will give you the best chance of winning?



6. Use the graph below to answer this question.

Number of Pounds of Newspaper Collected



 = 100 pounds

The graph above shows how much newspaper was collected in the first three weeks of October. At this rate, which is the best estimate of the amount that the students in Grade 5 will collect by the end of October?

- A. 600 pounds
- B. 900 pounds
- C. 1,200 pounds
- D. 1,800 pounds

7.

Use the line graph below to answer this question.

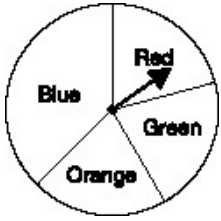


Which is the best headline for an article written in April that contains this graph?

- A. "Sales triple in only six months"
- B. "Sales increase by the same amount each month"
- C. "After three months, sales begin to decrease"
- D. "Sales continue to increase"

8.

Use the spinner pictured below to answer this question.



If you spin the spinner above, what will you MOST LIKELY spin?

- A. blue
- B. red
- C. green
- D. orange

9. Which is the average number of hours the students study per week as shown in the chart?

Study Time

Student	Number of Hours per Week
Habib	4
Debbie	10
Jeff	2
Marta	4

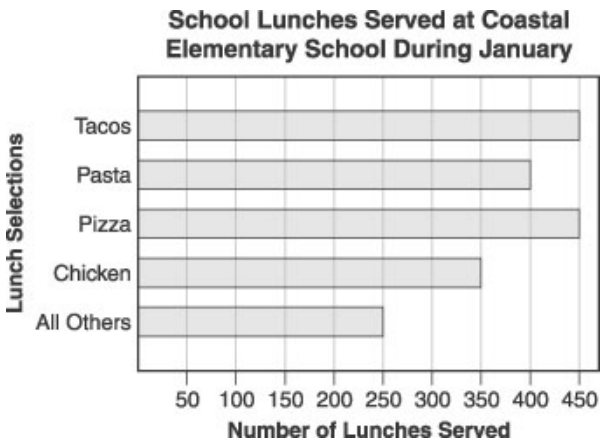
- A. 2
- B. 4
- C. 5
- D. 7

10. Alice has scored 92, 72, and 79 on the last three mathematics tests. What is the average (mean) of these three test scores?

- A. 77
- B. 79
- C. 81
- D. 92

11.

Use the graph below to answer this question.



How many school lunches were served at Coastal Elementary School during the month of January?

- A. 1,600
- B. 1,900
- C. 2,700
- D. 3,800

12. Which flavor would a person be LEAST likely to get from the gumball machine?

Flavor	Number
Cherry	7
Grape	3
Mint	2
Orange	4

- A. cherry
- B. grape
- C. mint
- D. orange

13. About how long is the pencil in this picture?



- A. 1 inch
 - B. 2 inches
 - C. 4 inches
 - D. 6 inches
-

14. Margaret bowled five games. Her scores were 110, 127, 153, 206, and 174. What was her average (mean) score?

- A. 153
 - B. 154
 - C. 173
 - D. 770
-

15. Kendra tosses a coin two hundred times. How many times will it probably land heads up?

- A. 20 times
 - B. 40 times
 - C. 100 times
 - D. 150 times
-

16. The soccer team scored 3 goals in its first game, 7 goals in the next game, and 2 goals in the last game. Which was the average (mean) number of goals the team scored per game?

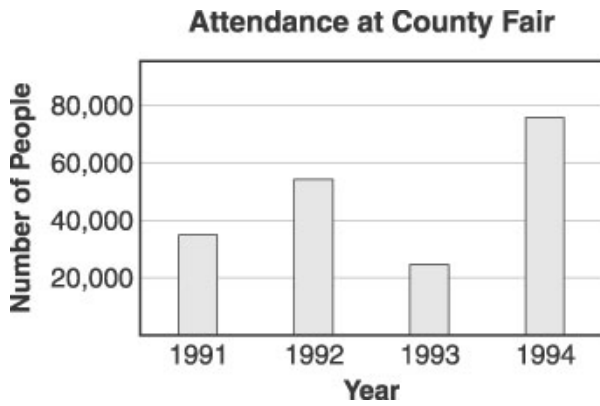
- A. 4
 - B. 5
 - C. 7
 - D. 12
-

17. Naomi had a mean of 90 on three spelling tests. Which grades could have been hers?

- A. 60, 90, 90
 - B. 75, 90, 95
 - C. 85, 90, 95
 - D. 90, 95, 100
-

18.

Use the graph below to answer this question.



Which would be the best title for a 1994 newspaper story explaining the graph above?

- A. "County Fair attendance sets new record"
 - B. "Fewer people at County Fair than ever before"
 - C. "County Fair attendance drops this year"
 - D. "Little change in County Fair attendance over four years"
-

19. There is a box that contains one yellow pencil, two green pencils, three red pencils, and four blue pencils. If you picked one pencil out of the box without looking, which color would most likely be picked?

- A. blue
- B. green
- C. yellow
- D. red

Answer Key

1. D)

2. A) the baseball game

3. D) from E to A

4. C) 80

5. D)

6. B) 900 pounds

7. D) "Sales continue to increase"

8. A) blue

9. C) 5

10. C) 81

11. B) 1,900

12. C) mint

13. C) 4 inches

14. B) 154

15. C) 100 times

16. A) 4

17. C) 85, 90, 95

18. A) "County Fair attendance sets new record"

19. A) blue